

EAST COUNTY FIRE & RESCUE

REGULAR BOARD OF FIRE COMMISSIONERS MEETING

April 18, 2017

Station 91

7 PM

AGENDA

CALL TO ORDER:

Flag Salute

AGENDA ADJUSTMENTS:

CONSENT AGENDA:

1. Approval of April 4, 2017 Regular Board Meeting Minutes
2. Approval of April 4, 2017 Local BVFF&RO Meeting Minutes
3. Approval of Financial Transactions
4. Excuse Absent Commissioner(s):

OPEN TO PUBLIC:

CORRESPONDENCE:

STAFF REPORT:

Deputy Chief Carnes
Budget Report
Assistant Chief Jacobs

VOLUNTEER FIRE FIGHTERS ASSOCIATION:

SAFETY REPORT:

FIRE DISTRICT BUSINESS:

Adopt Part Time hire list
Consider sales price for R93

(See Reverse)

This Meeting is Being Recorded.

Please Silence or Turn-Off Your Personal Cell Phones, Pagers, etc.

Page # 1 of 2

COMMISSIONER COMMENTS:

OPEN TO PUBLIC:

LOCAL BOARD FOR VOLUNTEER F/F & RESERVE OFFICERS:

BVFF Pension eligibility

ROUND TABLE:

EXECUTIVE SESSION:

RCW 42.30.110(c) To consider the minimum price at which real estate will be offered for sale or lease when public knowledge regarding such consideration would cause a likelihood of decreased price.

And:

RCW 42.30.110 (g) To evaluate the qualifications of an applicant for public employment or to review the performance of a public employee.

ADJOURNMENT:

Next Regular Board Meeting: May 2, 2017, Station 91, 7 PM



**EAST COUNTY FIRE & RESCUE
 CONSENT AGENDA
 April 18, 2017**

1. Minutes –
 - April 4, 2017 Regular Meeting
 - April 4, 2017 Local BVFF&RO Meeting
2. Invoices
 - \$7,141.09
 - i. Check Nos.10095-10099 dated April 07, 2017
 - \$19,878.35
 - i. Check Nos.10110-10123 dated April 14, 2017
3. Approved Commissioner Stipends April 25 Pay Date

For the Period April 1 thru April 15						
Name	Regular Meeting	Committee Meeting	Special Mtg	Education	Other	Total
Berg	1					
Gianatasio	1					
Martin	1					
Petty	1					
Taggart	1					

4. Voided/Destroyed Claims/Payroll Warrants
 - Check #10092 (\$2,930.74) Deferred Compensation. Reissued 04/14/17
5. Payroll/Benefits
 - \$49,750.47

 Commissioner Mike Taggart – Chair

 Commissioner Martha Martin – Vice Chair

 Commissioner Mike Berg

 Commissioner Tom Gianatasio

 Commissioner Sherry Petty

EAST COUNTY FIRE & RESCUE
REGULAR BOARD OF FIRE COMMISSIONERS MEETING

April 4, 2017

Station 91

7 PM

Draft Minutes

ATTENDANCE:

Martha Martin
Mike Berg
Mike Carnes
Karen Gianatasio

Mike Taggart
Tom Gianatasio
Robert Jacobs
Kacie Jones

Sherry Petty
Nick Swinhart
Tad Crum

CALL TO ORDER: 19:00 PM

Flag Salute

GUESTS:

None

AGENDA ADJUSTMENTS:

None

CONSENT AGENDA:

1. Approval of March 21, 2017 Regular Board Meeting Minutes
2. Approval of March 21, 2017 Local BVFF&RO Meeting Minutes
3. Approval of March 28, 2017 Special Meeting Minutes
4. Approval of Financial Transactions
5. Excuse Absent Commissioner(s):

Motion by Commissioner Berg to approve the consent agenda, **seconded by Gianatasio. Motion passed.**

OPEN TO PUBLIC:

Nothing

CORRESPONDENCE:

None

STAFF REPORT:

Chief Swinhart gave his report; a copy is in the packet
Chief Carnes read his report; a copy is in the packet
Chief Jacobs read his report; a copy is in the packet

VOLUNTEER FIRE FIGHTERS ASSOCIATION:

Nothing

SAFETY REPORT:

The next Safety Committee meeting will be May 30, 2017 at 7:30 PM. There have been no incidents/accidents since the last meeting

FIRE DISTRICT BUSINESS:

Grove Field Fire System Upgrade:

The Port has provided a draft proposal, a copy is in the packet. The board discussed clarifying costs and responsibilities, and discussed concerns about flow rates, water main sizes. The board would like the proposal referred to the District's attorney, request additional details from the Port and solicit input from both the city and county.

Station 91 Flag Lights:

The board reviewed a new proposal to replace the flag lights at Station 91. **Motion by Commissioner Berg** to approve the proposal, **seconded by Commissioner Martin.** Berg, Martin, Taggart and Petty vote yea, Gianatasio abstains. **Motion Passed.**

Consider Resolution #221-04042017:

Chief Carnes gave an overview of the resolution, which is to declare R93 surplus. The board discussed pricing, but would like more information before setting a price. **Motion by Commissioner Martin** to approve the resolution and declare R93 surplus, seconded by **Commissioner Berg.** **Motion Passed.**

COMMISSIONER COMMENTS:

Commissioner Gianatasio inquired as to whether some of the other Commissioners have received advertisements from a risk management pool. Commissioner gianatasio also raised a questions about compensable meetings. The board, by consensus, agreed that committee meetings were qualified for stipend requests. Commissioner Martin announced the date of the next meeting with the Mayor of Camas, which is April 24th. Commissioner Taggart will be absent, but likely calling in to the regular board meeting on June 6th.

OPEN TO PUBLIC:

Nothing

LOCAL BOARD FOR VOLUNTEER F/F & RESERVE OFFICERS:

Nothing

ROUND TABLE:

Nothing

EXECUTIVE SESSION:

RCW 42.30.110(c) To consider the minimum price at which real estate will be offered for sale or lease when public knowledge regarding such consideration would cause a likelihood of decreased price.

The Board went into executive session at 19:45 for 20 minutes.

The board reconvened at 20:05

The board takes no action.

Motion by Commissioner Martin to adjourn, seconded by Commissioner Berg. Motion passed.

ADJOURNMENT: 20:05

Mike Taggart, Chairperson

Martha Martin, Vice Chair

Tom Gianatasio, Commissioner

Mike Berg, Commissioner

Sherry Petty, Commissioner

DISTRICT SEAL:

ATTEST:

Kacie Jones, District Secretary

EAST COUNTY FIRE & RESCUE

Local Board for Volunteer Fire Fighters & Reserve Officers Meeting

Draft Minutes

April 4, 2017

CALL TO ORDER:

The meeting was called to order by Chairperson Michael Taggart at 20:00 PM at Station 91.

The following were in attendance:

Martha Martin

Mike Berg

Mike Carnes

Karen Gianatasio

Mike Taggart

Tom Gianatasio

Robert Jacobs

Kacie Jones

Sherry Petty

Nick Swinhart

Tad Crum

BUSINESS:

There is no business this evening.

ADJOURNMENT:

The Local Board adjourned at 20:01 PM.

Respectfully Submitted,

Tom Gianatasio, Commissioner,
Sherry Petty, Alternate

Tad Crum, FF's Assoc. Liaison
Paula Knapp, FF's Assoc. Liaison Alternate

Kacie Jones, District Secretary
Bob Jacobs, Alternate

Mike Taggart, Chairperson
Marth Martin, Alternate

DISTRICT SEAL:

Bob Jacobs, Chief's Rep.

ACCOUNTS PAYABLE PAID

East County Fire & Rescue
MCAG #: 1060

04/07/2017 To: 04/07/2017

Time: 11:43:46 Date: 04/14/2017

Page: 1

Accts

Pay # Paid On Year Trans Vendor ID Vendor

Amount Memo

Pay #	Paid On	Year	Trans	Vendor ID	Vendor	Amount	Memo
201	04/07/2017	2017	301	8	AMERICAN MESSAGING	57.48	Invoice W4102871RD
522	20	41	000	Pagers	001 200 220 General Fund	57.48	Pagers
203	04/07/2017	2017	302	10	BANK OF AMERICA, BUSINESS C	2,543.88	Account Ending In 8515
522	10	30	001	Postage	001 100 220 General Fund	0.70	Postage To Forward W2
522	10	30	002	UPS/Federal Express	001 100 220 General Fund	45.47	Overnight Shipping To BoA For Positive Pay Test
522	10	40	001	Computer/Website Mfco & R	001 100 220 General Fund	90.93	Go Daddy Sitelock Renewal
522	10	46	000	Taxes and Assessments	001 100 220 General Fund	6.02	Late Fee/use Tax
522	20	34	000	Bldg Supplies/Facility Misc	001 200 220 General Fund	103.96	Mattress Covers/protectors
522	40	42	000	Lodging	001 400 220 General Fund	270.56	Lodging Durrett/ Bias Rally
522	40	42	000	Lodging	001 400 220 General Fund	270.56	Lodging Jones/ Bias Rally
522	40	43	000	Tuition	001 400 220 General Fund	500.00	Chief Carnes WFCA Registration
522	50	42	091	Comcast Tel/Internet (St 91)	001 600 691 General Fund	307.20	Comcast ST 91
522	50	42	093	Comcast Tel/Internet (St 93)	001 600 693 General Fund	159.85	Comcast ST 93
522	50	42	094	Comcast Tel/Internet (St 94)	001 600 694 General Fund	217.58	Comcast ST 94
522	50	42	095	Telephone (St 95)	001 600 695 General Fund	74.84	Comcast ST 95
522	60	48	000	Vehicle Repair & Maint	001 550 220 General Fund	48.26	Tire Chain Storage
522	60	48	000	Vehicle Repair & Maint	001 550 220 General Fund	193.20	Tire Chain Storage
594	22	60	000	Capital Purchases	001 594 594 General Fund	254.75	Sales Tax & Title Transfer Fees
209	04/07/2017	2017	303	17	CHEVRON AND TEXACO BUSINE	491.32	Account #7898808949
522	20	36	000	Diesel / Gas	001 200 220 General Fund	491.32	Diesel Purchases In March 2017
207	04/07/2017	2017	304	20	CITY OF WASHOUGAL	255.34	Account 002819-00
522	50	46	095	Water & Sewer (St 95)	001 600 695 General Fund	255.34	Water And Sewer ST95
200	04/07/2017	2017	27	27	CLARK PUBLIC UTILITIES	1,220.59	
522	50	43	091	Electrical Service (St 91)	001 600 691 General Fund	536.84	Electricity ST 91
522	50	43	093	Electrical & Htg (St 93)	001 600 693 General Fund	360.75	Electricity ST 93
522	50	43	094	Electric & Heating (St 94)	001 600 694 General Fund	323.00	Electricity ST 94
220	04/07/2017	2017	120	120	CONSOLIDATED ELECTRICAL D	274.47	Invoice 8951-447/667
522	50	40	000	Bldg Repair & Maint	001 600 220 General Fund	274.47	Fluorescent Lights ST 91 & 94
206	04/07/2017	2017	307	35	EMBROIDER IT	54.20	Invoice 29818
522	20	25	001	FF Uniforms	001 200 210 General Fund	54.20	IV Tech Patches
208	04/07/2017	2017	308	42	GLORY DAYS TROPHIES	359.89	Invoice 82

ACCOUNTS PAYABLE PAID

East County Fire & Rescue
 MCAG #: 1060

04/07/2017 To: 04/07/2017

Time: 11:43:46 Date: 04/14/2017
 Page: 2

Accts Pay #	Paid On	Year	Trans	Vendor ID	Vendor	Amount	Memo
522 10 25 001	Admin Uniforms			001 100 210	General Fund	86.48	Deputy Chief Uniform Items
522 20 25 001	FF Uniforms			001 200 210	General Fund	273.41	FF Uniform Items
204	04/07/2017	2017	309	119	KITCHEN ELECTRIC	249.32	Invoice 3356
522 50 40 000	Bldg Repair & Maint			001 600 220	General Fund	249.32	Station 94 Flag Light Repair
205	04/07/2017	2017	309	119	KITCHEN ELECTRIC	409.75	Invoice 3564
522 50 40 000	Bldg Repair & Maint			001 600 220	General Fund	409.75	Parking Lot Light Bulb Replacement
202	04/07/2017	2017	310	51	LUTZ HARDWARE	42.76	Account #1095
522 60 48 014	E91			001 550 220	General Fund	42.76	Parts For Shore Power Cord E91
221	04/07/2017	2017	311	64	PACIFIC TRUCK & TRAILER SER	835.22	Invoices 2017-26600 And 2017-26599
522 60 48 014	E91			001 550 220	General Fund	60.27	Water Leak Repair E91
522 60 48 916	E95			001 550 220	General Fund	774.95	Replace Onboard Batt Charger, Replace ABS Module E94
222	04/07/2017	2017	312	72	SECURE COM INC	266.85	Invoices 348754 And 348787
522 50 41 091	Monitoring (St 91)			001 600 691	General Fund	108.00	Monitoring, ST 91
522 50 41 094	Monitoring (St 94)			001 600 694	General Fund	158.85	Monitoring, ST 94
210	04/07/2017	2017	313	86	VERIZON WIRELESS	80.02	Invoice 9782949048
522 20 41 002	Verizon MDC Cards			001 200 220	General Fund	80.02	Verizon MDC Cards

	Total:	7,141.09
Fund		
001 General Fund		7,141.09

ACCOUNTS PAYABLE PAID

East County Fire & Rescue

MCAG #: 1060

04/14/2017 To: 04/14/2017

Time: 11:19:22 Date: 04/14/2017

Page: 1

Accts Pay #	Paid On	Year	Trans	Vendor ID	Vendor	Amount	Memo
232	04/14/2017	2017	323	12	BI-MART CORPORATION 001 100 220 General Fund	5.40	Invoice 802066105 Dish Scrubbers And Furniture Polish
230	04/14/2017	2017	324	32	DELL MARKETING LP 001 594 594 General Fund	175.64	Invoice 10153721930 Captains Office Monitor
236	04/14/2017	2017	325	43	GRAINGER 001 100 220 General Fund	65.63	Account 832220545 Floor Cleaner
234	04/14/2017	2017	326	201978	Garrison, Michael J 001 400 220 General Fund	109.00	Per Diem: Strategy And Tactics Per Diem Garrison, Strategy And Tactics
237	04/14/2017	2017	327	44	HI-WAY FUEL 001 200 220 General Fund	321.19	Account #710 Fuel Purchases March 2017
223	04/14/2017	2017	328	47	KONICA MINOLTA BUSINESS SOI 001 100 220 General Fund	13.66	Payer ID 908516 ST 91 Copier Maint.
231	04/14/2017	2017	329	60	NI GOVERNMENT SERVICES, INC 001 200 220 General Fund	30.20	Invoice 7031137477 Satellite Phone Service
226	04/14/2017	2017	330	64	PACIFIC TRUCK & TRAILER SER 001 550 220 General Fund	833.24	Invoices 2017-26609 And 2017-26573 RH93 Annual Inspection And Oil Cooler Repair
235	04/14/2017	2017	331	68	PUDLITZKE, ALLAN 522 10 40 001 Computer/Website Mice & R	150.00	Invoice #ECFR-04112017 Update Website Platform And Theme, Schedule Backups, Check Performance Monitor Alert
224	04/14/2017	2017	332	75	SNURELAW OFFICE, PSC 001 100 220 General Fund	149.50	Invoice 13718960 And 13721939 Public Records Request Review, Conference Call With Chief
225	04/14/2017	2017	333	96	WASTE CONNECTIONS, VANCOU 522 50 44 091 Garbage (St 91) 522 50 44 094 Garbage (St 94)	165.48	Invoices 13718960 And 13721939 Garbage Service ST91 Garbage Service ST94
238	04/14/2017	2017	334	122	WESTSIDE BARBELL 522 20 37 000 Exercise Equip	724.38	Rogue R3 ECFR Squat Rack For ST 91

ACCOUNTS PAYABLE PAID

East County Fire & Rescue
 MCAG #: 1060

04/14/2017 To: 04/14/2017

Time: 11:18:53 Date: 04/14/2017
 Page: 1

Accts	Pay #	Paid On	Year	Trans	Vendor ID	Vendor	Amount	Memo
	194	04/14/2017	2017	335	34	DEPT OF RETIREMENT SYSTEMS	2,930.74	Pay Cycle(s) 03/25/2017 To 03/25/2017 - DComp
	227	04/14/2017	2017	336	81	TRUSTEED PLANS SERVICE CORP	3,427.92	Pay Cycle(s) 04/01/2017 To 04/30/2017 - PPO-100
	228	04/14/2017	2017	336	81	TRUSTEED PLANS SERVICE CORP	9,600.28	Pay Cycle(s) 04/01/2017 To 04/30/2017 - Kaiser
	229	04/14/2017	2017	336	81	TRUSTEED PLANS SERVICE CORP	1,176.09	Pay Cycle(s) 04/01/2017 To 04/30/2017 - Dental
Total:							17,135.03	

Deputy Chief Report

4-18-17

Calls since last Commissioner meeting: **26**

EMS: **17**

Fire: **0**

Other: **9**

Calls YTD: 2017- **291**

Staff Over-Time Numbers:

Budget Amount: **\$48,000.00**

Used YTD: **\$17,739.70**

% Used: **36.96%**

- Brown outs since last meeting: 1

Station 94, 24hrs, 4-12-17

- Continuing work on ECFR rules and regs review.
- Attended Clark County Chiefs meeting on 4-6-17.
- Completed testing process to generate PT hiring list.
- Working with Clark County GIS on mapping issues.
- Congrats to the Admin. staff on a successful 1st payroll using the new BIAS software.

2017 CASH FLOW - YEAR TO DATE

East County Fire & Rescue

MCA# #: 1060

Time: 10:40:47 Date: 04/14/2017

January To March

Page: 2

001 General Fund	January	February	March	April	May	June	July	August	September	October	November	December	Total	Budgeted Amt	%
522 10 48 004 Commissioner D	2,500.00	0.00	0.00	0.00	0.00	0.00	0.00	0.00	0.00	0.00	0.00	0.00	2,500.00	2,800.00	89%
522 10 48 005 Commissioner Tr	375.00	0.00	0.00	0.00	0.00	0.00	0.00	0.00	0.00	0.00	0.00	0.00	375.00	1,000.00	38%
110 Commissioners	3,445.00	1,824.00	1,710.00	0.00	0.00	0.00	0.00	0.00	0.00	0.00	0.00	0.00	6,979.00	63,313.00	11%
522 10 10 001 Admin Salaries	7,066.27	15,248.53	14,034.53	0.00	0.00	0.00	0.00	0.00	0.00	0.00	0.00	0.00	36,349.33	178,093.00	20%
522 10 14 001 Admin Overtime	0.00	0.00	0.00	0.00	0.00	0.00	0.00	0.00	0.00	0.00	0.00	0.00	0.00	1,000.00	0%
522 10 19 001 Admin Deferred	372.27	791.36	744.55	0.00	0.00	0.00	0.00	0.00	0.00	0.00	0.00	0.00	1,908.18	9,247.00	21%
522 10 20 001 Admin Unempl	0.00	0.00	0.00	0.00	0.00	0.00	0.00	0.00	0.00	0.00	0.00	0.00	0.00	3,028.00	0%
522 10 22 001 Admin Medical I	2,021.40	2,618.99	2,618.99	0.00	0.00	0.00	0.00	0.00	0.00	0.00	0.00	0.00	7,259.38	30,974.00	23%
522 10 25 001 Admin Uniforms	0.00	0.00	215.04	0.00	0.00	0.00	0.00	0.00	0.00	0.00	0.00	0.00	215.04	300.00	72%
522 10 26 001 Admin Disability	96.21	0.00	1,664.21	0.00	0.00	0.00	0.00	0.00	0.00	0.00	0.00	0.00	1,760.42	2,097.00	84%
522 10 26 002 Admin Retirement	417.54	965.08	824.13	0.00	0.00	0.00	0.00	0.00	0.00	0.00	0.00	0.00	2,206.75	10,554.00	21%
522 10 27 001 Admin VEBA	1,800.00	0.00	0.00	0.00	0.00	0.00	0.00	0.00	0.00	0.00	0.00	0.00	1,800.00	1,800.00	100%
522 10 28 001 Admin Retirement	193.71	387.42	387.42	0.00	0.00	0.00	0.00	0.00	0.00	0.00	0.00	0.00	968.55	4,378.00	22%
522 10 29 001 Admin L&I	0.00	0.00	0.00	0.00	0.00	0.00	0.00	0.00	0.00	0.00	0.00	0.00	0.00	2,697.00	0%
210 Wages & Benefits	11,967.40	20,011.38	20,488.87	0.00	0.00	0.00	0.00	0.00	0.00	0.00	0.00	0.00	52,467.65	244,168.00	21%
522 10 24 001 Magellan - EAP	0.00	0.00	292.25	0.00	0.00	0.00	0.00	0.00	0.00	0.00	0.00	0.00	292.25	1,260.00	23%
522 10 30 000 Office Supplies	78.01	0.00	294.68	0.00	0.00	0.00	0.00	0.00	0.00	0.00	0.00	0.00	372.69	1,000.00	37%
522 10 30 001 Postage	0.00	17.23	16.90	0.00	0.00	0.00	0.00	0.00	0.00	0.00	0.00	0.00	34.13	400.00	9%
522 10 30 002 UPS/Federal Exp	0.00	0.00	15.61	0.00	0.00	0.00	0.00	0.00	0.00	0.00	0.00	0.00	15.61	150.00	10%
522 10 31 000 Furniture/Applian	0.00	0.00	530.33	0.00	0.00	0.00	0.00	0.00	0.00	0.00	0.00	0.00	530.33	8,300.00	6%
522 10 32 000 Cleaning and Sar	0.00	6.43	368.46	0.00	0.00	0.00	0.00	0.00	0.00	0.00	0.00	0.00	374.89	1,500.00	25%
522 10 33 000 Computer/Softw	0.00	0.00	0.00	0.00	0.00	0.00	0.00	0.00	0.00	0.00	0.00	0.00	0.00	3,000.00	0%
522 10 34 000 Incentives and A	0.00	0.00	0.00	0.00	0.00	0.00	0.00	0.00	0.00	0.00	0.00	0.00	0.00	1,500.00	0%
522 10 40 000 BIAS Financial S	0.00	4,040.00	4,900.35	0.00	0.00	0.00	0.00	0.00	0.00	0.00	0.00	0.00	8,940.35	17,000.00	53%
522 10 40 001 Computer/Webst	300.00	0.00	498.35	0.00	0.00	0.00	0.00	0.00	0.00	0.00	0.00	0.00	798.35	6,270.00	13%
522 10 40 002 Copier Mtee	23.97	60.23	33.78	0.00	0.00	0.00	0.00	0.00	0.00	0.00	0.00	0.00	117.98	900.00	13%
522 10 41 000 State Audit Costs	0.00	0.00	0.00	0.00	0.00	0.00	0.00	0.00	0.00	0.00	0.00	0.00	0.00	12,000.00	0%
522 10 42 000 Legal Services	168.75	230.00	230.00	0.00	0.00	0.00	0.00	0.00	0.00	0.00	0.00	0.00	628.75	8,000.00	8%
522 10 43 000 Medical/Drug Sc	0.00	61.00	471.00	0.00	0.00	0.00	0.00	0.00	0.00	0.00	0.00	0.00	532.00	8,000.00	7%
522 10 44 000 Professional Serv	0.00	0.00	1,732.00	0.00	0.00	0.00	0.00	0.00	0.00	0.00	0.00	0.00	1,732.00	8,550.00	20%
522 10 44 001 Chief Services (C	6,000.00	3,000.00	3,000.00	0.00	0.00	0.00	0.00	0.00	0.00	0.00	0.00	0.00	12,000.00	36,000.00	33%
522 10 46 000 Taxes and Assess	0.00	0.00	1,464.78	0.00	0.00	0.00	0.00	0.00	0.00	0.00	0.00	0.00	1,464.78	2,500.00	59%
522 10 49 000 Tuition/Registrat	700.00	0.00	0.00	0.00	0.00	0.00	0.00	0.00	0.00	0.00	0.00	0.00	700.00	500.00	140%
522 20 42 000 Advertising	280.00	0.00	0.00	0.00	0.00	0.00	0.00	0.00	0.00	0.00	0.00	0.00	280.00	1,500.00	19%
522 20 42 001 Legal Notices	0.00	0.00	0.00	0.00	0.00	0.00	0.00	0.00	0.00	0.00	0.00	0.00	0.00	200.00	0%
522 20 45 001 Election Fees	0.00	0.00	0.00	0.00	0.00	0.00	0.00	0.00	0.00	0.00	0.00	0.00	0.00	2,000.00	0%
522 20 46 000 Bldgs/Liability/E	0.00	0.00	171.00	0.00	0.00	0.00	0.00	0.00	0.00	0.00	0.00	0.00	171.00	42,000.00	0%
522 20 46 001 Filing/Recording	0.00	0.00	0.00	0.00	0.00	0.00	0.00	0.00	0.00	0.00	0.00	0.00	0.00	600.00	0%
522 20 49 000 NFIRS/Fire Man	6,405.01	0.00	0.00	0.00	0.00	0.00	0.00	0.00	0.00	0.00	0.00	0.00	6,405.01	6,500.00	99%
220 Supplies & Services	13,955.74	7,414.89	14,019.49	0.00	0.00	0.00	0.00	0.00	0.00	0.00	0.00	0.00	35,390.12	169,630.00	21%
522 20 10 001 Firefighter Salary	27,153.09	56,057.79	54,339.72	0.00	0.00	0.00	0.00	0.00	0.00	0.00	0.00	0.00	137,550.60	722,763.00	19%
522 20 10 002 Miscellaneous Se	0.00	0.00	0.00	0.00	0.00	0.00	0.00	0.00	0.00	0.00	0.00	0.00	0.00	6,500.00	0%

2017 CASH FLOW - YEAR TO DATE

East County Fire & Rescue
MCAAG #: 1060

January To March

Time: 10:40:47 Date: 04/14/2017

Page: 3

001 General Fund	January	February	March	April	May	June	July	August	September	October	November	December	Total	Budgeted Amt	%
522 20 14 001 FF Overtime	3,931.49	5,950.39	2,468.24	0.00	0.00	0.00	0.00	0.00	0.00	0.00	0.00	0.00	12,350.12	47,000.00	26%
522 20 19 001 Capt Deferred Cr	635.14	1,446.78	1,138.09	0.00	0.00	0.00	0.00	0.00	0.00	0.00	0.00	0.00	3,220.01	15,005.00	21%
522 20 20 001 FF Unemployment	0.00	0.00	0.00	0.00	0.00	0.00	0.00	0.00	0.00	0.00	0.00	0.00	0.00	15,475.00	0%
522 20 22 001 FF Medical Insur	15,378.31	9,601.82	12,278.36	0.00	0.00	0.00	0.00	0.00	0.00	0.00	0.00	0.00	37,258.49	144,917.00	26%
522 20 25 001 FF Uniforms	626.76	119.22	1,448.95	0.00	0.00	0.00	0.00	0.00	0.00	0.00	0.00	0.00	2,194.93	3,700.00	59%
522 20 26 001 FF Disability	1,319.22	0.00	1,598.17	0.00	0.00	0.00	0.00	0.00	0.00	0.00	0.00	0.00	2,917.39	9,886.00	30%
522 20 26 002 FF Retirement PI	525.31	1,176.13	1,028.58	0.00	0.00	0.00	0.00	0.00	0.00	0.00	0.00	0.00	2,730.02	14,482.00	19%
522 20 27 001 FF VEBA	7,200.00	0.00	0.00	0.00	0.00	0.00	0.00	0.00	0.00	0.00	0.00	0.00	7,200.00	8,100.00	89%
522 20 28 001 FF Retirement LI	1,413.21	2,768.50	2,549.39	0.00	0.00	0.00	0.00	0.00	0.00	0.00	0.00	0.00	6,731.10	33,536.00	20%
522 20 29 001 FF L&I	0.00	0.00	0.00	0.00	0.00	0.00	0.00	0.00	0.00	0.00	0.00	0.00	0.00	44,575.00	0%
210 Wages & Benefits	58,182.53	77,120.63	76,849.50	0.00	0.00	0.00	0.00	0.00	0.00	0.00	0.00	0.00	212,152.66	1,065,939.00	20%
522 20 11 001 Volunteer Stipend	6,456.50	0.00	0.00	0.00	0.00	0.00	0.00	0.00	0.00	0.00	0.00	0.00	6,456.50	30,000.00	22%
522 20 21 001 Medicare/SS Vol	0.00	0.00	0.00	0.00	0.00	0.00	0.00	0.00	0.00	0.00	0.00	0.00	0.00	2,295.00	0%
215 Volunteer Benefits	6,456.50	0.00	0.00	0.00	0.00	0.00	0.00	0.00	0.00	0.00	0.00	0.00	6,456.50	32,295.00	20%
522 20 30 000 Maps/Books/ Per	84.00	0.00	0.00	0.00	0.00	0.00	0.00	0.00	0.00	0.00	0.00	0.00	84.00	200.00	42%
522 20 31 000 Food and Water	0.00	39.96	0.00	0.00	0.00	0.00	0.00	0.00	0.00	0.00	0.00	0.00	39.96	1,200.00	3%
522 20 32 000 Expendable Equi	0.00	0.00	102.42	0.00	0.00	0.00	0.00	0.00	0.00	0.00	0.00	0.00	102.42	1,500.00	7%
522 20 32 001 Other Operating	76.36	28.76	53.08	0.00	0.00	0.00	0.00	0.00	0.00	0.00	0.00	0.00	158.20	1,500.00	11%
522 20 32 002 Equipment	0.00	11.92	47.49	0.00	0.00	0.00	0.00	0.00	0.00	0.00	0.00	0.00	59.41	15,500.00	0%
522 20 32 003 Tech Rescue Equ	0.00	0.00	0.00	0.00	0.00	0.00	0.00	0.00	0.00	0.00	0.00	0.00	0.00	3,000.00	0%
522 20 32 004 Hose & Nozzles	0.00	0.00	0.00	0.00	0.00	0.00	0.00	0.00	0.00	0.00	0.00	0.00	0.00	2,000.00	0%
522 20 33 000 Volunteer Unifon	0.00	0.00	0.00	0.00	0.00	0.00	0.00	0.00	0.00	0.00	0.00	0.00	0.00	500.00	0%
522 20 33 001 T-Shirts/Sweatsh	0.00	0.00	0.00	0.00	0.00	0.00	0.00	0.00	0.00	0.00	0.00	0.00	0.00	1,500.00	0%
522 20 34 000 Bldg Supplies/Fa	54.80	119.96	135.89	0.00	0.00	0.00	0.00	0.00	0.00	0.00	0.00	0.00	310.65	2,600.00	12%
522 20 35 000 Address Signs	0.00	0.00	0.00	0.00	0.00	0.00	0.00	0.00	0.00	0.00	0.00	0.00	0.00	150.00	0%
522 20 36 000 Diesel / Gas	0.00	475.51	1,763.33	0.00	0.00	0.00	0.00	0.00	0.00	0.00	0.00	0.00	2,238.84	30,000.00	7%
522 20 37 000 Exercise Equip	0.00	0.00	0.00	0.00	0.00	0.00	0.00	0.00	0.00	0.00	0.00	0.00	0.00	1,000.00	0%
522 20 38 000 Turn-Outs	0.00	0.00	274.65	0.00	0.00	0.00	0.00	0.00	0.00	0.00	0.00	0.00	274.65	6,000.00	5%
522 20 38 001 PPE Accessories	0.00	125.26	0.00	0.00	0.00	0.00	0.00	0.00	0.00	0.00	0.00	0.00	125.26	4,000.00	3%
522 20 40 000 Radio Dispatch	10,900.00	563.00	10,900.00	0.00	0.00	0.00	0.00	0.00	0.00	0.00	0.00	0.00	22,363.00	60,200.00	37%
522 20 41 000 Pagers	52.67	52.67	52.67	0.00	0.00	0.00	0.00	0.00	0.00	0.00	0.00	0.00	158.01	636.00	25%
522 20 41 001 Satellite Phone	30.20	30.20	30.20	0.00	0.00	0.00	0.00	0.00	0.00	0.00	0.00	0.00	90.60	375.00	24%
522 20 41 002 Verizon MDC Cc	80.02	80.02	80.02	0.00	0.00	0.00	0.00	0.00	0.00	0.00	0.00	0.00	240.06	960.00	25%
522 20 43 000 Hydrant/Fireline	86.92	0.00	91.26	0.00	0.00	0.00	0.00	0.00	0.00	0.00	0.00	0.00	178.18	500.00	36%
522 20 44 001 Dues/Membershi	2,630.50	0.00	0.00	0.00	0.00	0.00	0.00	0.00	0.00	0.00	0.00	0.00	2,630.50	3,200.00	82%
522 20 45 000 Volunteer Pension	1,230.00	0.00	0.00	0.00	0.00	0.00	0.00	0.00	0.00	0.00	0.00	0.00	1,230.00	1,500.00	82%
220 Supplies & Services	15,225.47	1,527.26	13,531.01	0.00	0.00	0.00	0.00	0.00	0.00	0.00	0.00	0.00	30,283.74	138,021.00	22%
522 20 11 002 Wildland Salarie	0.00	0.00	0.00	0.00	0.00	0.00	0.00	0.00	0.00	0.00	0.00	0.00	0.00	2,500.00	0%
522 20 14 002 Wildland Overim	0.00	0.00	0.00	0.00	0.00	0.00	0.00	0.00	0.00	0.00	0.00	0.00	0.00	2,600.00	0%
240 Wildland Wages & Benefits	0.00	0.00	0.00	0.00	0.00	0.00	0.00	0.00	0.00	0.00	0.00	0.00	0.00	5,100.00	0%

2017 CASH FLOW - YEAR TO DATE

East County Fire & Rescue

MCAAG #: 1060

January To March

Time: 10:40:47 Date: 04/14/2017

Page: 4

001 General Fund	January	February	March	April	May	June	July	August	September	October	November	December	Total	Budgeted Amt	%
522 30 30 000 Educational Supp	0.00	0.00	0.00	0.00	0.00	0.00	0.00	0.00	0.00	0.00	0.00	0.00	0.00	500.00	0%
522 30 40 000 Printing/Newslet	0.00	0.00	0.00	0.00	0.00	0.00	0.00	0.00	0.00	0.00	0.00	0.00	0.00	600.00	0%
522 30 41 000 Postage for News	0.00	0.00	0.00	0.00	0.00	0.00	0.00	0.00	0.00	0.00	0.00	0.00	0.00	1,300.00	0%
522 30 42 000 Advertising	0.00	0.00	0.00	0.00	0.00	0.00	0.00	0.00	0.00	0.00	0.00	0.00	0.00	300.00	0%
522 40 30 000 Books/Periodical	0.00	0.00	0.00	0.00	0.00	0.00	0.00	0.00	0.00	0.00	0.00	0.00	0.00	2,000.00	0%
522 40 31 000 Office Supplies	0.00	0.00	0.00	0.00	0.00	0.00	0.00	0.00	0.00	0.00	0.00	0.00	0.00	100.00	0%
522 40 32 000 Food and Water	0.00	0.00	0.00	0.00	0.00	0.00	0.00	0.00	0.00	0.00	0.00	0.00	0.00	100.00	0%
522 40 33 000 Training Supplie	0.00	0.00	0.00	0.00	0.00	0.00	0.00	0.00	0.00	0.00	0.00	0.00	0.00	500.00	0%
522 40 40 000 Local/Long Dist	0.00	0.00	115.94	0.00	0.00	0.00	0.00	0.00	0.00	0.00	0.00	0.00	115.94	500.00	23%
522 40 41 000 Meals (Training)	0.00	0.00	116.00	0.00	0.00	0.00	0.00	0.00	0.00	0.00	0.00	0.00	116.00	3,500.00	3%
522 40 42 000 Lodging	0.00	0.00	0.00	0.00	0.00	0.00	0.00	0.00	0.00	0.00	0.00	0.00	0.00	3,000.00	0%
522 40 43 000 Tuition	4,037.00	300.00	0.00	0.00	0.00	0.00	0.00	0.00	0.00	0.00	0.00	0.00	4,337.00	20,000.00	22%
522 60 40 000 Fire Extinguisher	0.00	43.25	0.00	0.00	0.00	0.00	0.00	0.00	0.00	0.00	0.00	0.00	43.25	1,100.00	4%
522 60 40 001 Exercise Equip N	0.00	0.00	0.00	0.00	0.00	0.00	0.00	0.00	0.00	0.00	0.00	0.00	0.00	1,000.00	0%
522 60 41 000 Hose & Nozzle T	0.00	0.00	0.00	0.00	0.00	0.00	0.00	0.00	0.00	0.00	0.00	0.00	0.00	400.00	0%
522 60 41 001 EMS Equipment	0.00	0.00	0.00	0.00	0.00	0.00	0.00	0.00	0.00	0.00	0.00	0.00	0.00	500.00	0%
522 60 41 002 Ladder-Testing/R	0.00	0.00	0.00	0.00	0.00	0.00	0.00	0.00	0.00	0.00	0.00	0.00	0.00	1,500.00	0%
522 60 41 003 Hand Tool Maint	0.00	0.00	0.00	0.00	0.00	0.00	0.00	0.00	0.00	0.00	0.00	0.00	0.00	300.00	0%
522 60 41 004 SCBA Mice	428.60	0.00	0.00	0.00	0.00	0.00	0.00	0.00	0.00	0.00	0.00	0.00	428.60	6,200.00	7%
522 60 42 000 Minitors/Radios	0.00	0.00	0.00	0.00	0.00	0.00	0.00	0.00	0.00	0.00	0.00	0.00	0.00	4,000.00	0%
522 60 43 000 Small Engine Re	0.00	103.45	22.94	0.00	0.00	0.00	0.00	0.00	0.00	0.00	0.00	0.00	126.39	4,000.00	3%
522 60 47 001 Emergency Gene	0.00	199.53	0.00	0.00	0.00	0.00	0.00	0.00	0.00	0.00	0.00	0.00	199.53	500.00	40%
220 Supplies & Services	4,465.60	646.23	254.88	0.00	0.00	0.00	0.00	0.00	0.00	0.00	0.00	0.00	5,366.71	51,900.00	10%
525 60 30 000 Disaster Preparer	-111.70	111.70	0.00	0.00	0.00	0.00	0.00	0.00	0.00	0.00	0.00	0.00	0.00	150.00	0%
525 Disaster Services	-111.70	111.70	0.00	0.00	0.00	0.00	0.00	0.00	0.00	0.00	0.00	0.00	0.00	150.00	0%
522 60 48 000 Vehicle Repair &	0.00	1,055.18	0.00	0.00	0.00	0.00	0.00	0.00	0.00	0.00	0.00	0.00	1,055.18	2,700.00	39%
522 60 48 001 T95	0.00	0.00	0.00	0.00	0.00	0.00	0.00	0.00	0.00	0.00	0.00	0.00	0.00	2,250.00	0%
522 60 48 009 E94	0.00	0.00	2,593.27	0.00	0.00	0.00	0.00	0.00	0.00	0.00	0.00	0.00	2,593.27	3,600.00	72%
522 60 48 010 T93	0.00	0.00	0.00	0.00	0.00	0.00	0.00	0.00	0.00	0.00	0.00	0.00	0.00	2,250.00	0%
522 60 48 011 S96	0.00	0.00	0.00	0.00	0.00	0.00	0.00	0.00	0.00	0.00	0.00	0.00	0.00	3,600.00	0%
522 60 48 012 U93	0.00	0.00	0.00	0.00	0.00	0.00	0.00	0.00	0.00	0.00	0.00	0.00	0.00	675.00	0%
522 60 48 013 S94	0.00	0.00	0.00	0.00	0.00	0.00	0.00	0.00	0.00	0.00	0.00	0.00	0.00	3,600.00	0%
522 60 48 014 E91	141.19	484.08	0.00	0.00	0.00	0.00	0.00	0.00	0.00	0.00	0.00	0.00	625.27	3,600.00	17%
522 60 48 016 U91	0.00	139.98	0.00	0.00	0.00	0.00	0.00	0.00	0.00	0.00	0.00	0.00	139.98	675.00	21%
522 60 48 018 U92	0.00	0.00	0.00	0.00	0.00	0.00	0.00	0.00	0.00	0.00	0.00	0.00	0.00	675.00	0%
522 60 48 019 RH93	0.00	0.00	0.00	0.00	0.00	0.00	0.00	0.00	0.00	0.00	0.00	0.00	0.00	675.00	0%
522 60 48 905 A93	0.00	0.00	0.00	0.00	0.00	0.00	0.00	0.00	0.00	0.00	0.00	0.00	0.00	675.00	0%
522 60 48 909 E92	0.00	0.00	0.00	0.00	0.00	0.00	0.00	0.00	0.00	0.00	0.00	0.00	0.00	2,250.00	0%
522 60 48 911 E93	0.00	0.00	0.00	0.00	0.00	0.00	0.00	0.00	0.00	0.00	0.00	0.00	0.00	3,600.00	0%
522 60 48 914 T94	0.00	0.00	0.00	0.00	0.00	0.00	0.00	0.00	0.00	0.00	0.00	0.00	0.00	2,250.00	0%
522 60 48 915 U94	0.00	0.00	0.00	0.00	0.00	0.00	0.00	0.00	0.00	0.00	0.00	0.00	0.00	675.00	0%
522 60 48 916 E95	0.00	0.00	0.00	0.00	0.00	0.00	0.00	0.00	0.00	0.00	0.00	0.00	0.00	3,600.00	0%
522 60 48 917 S91	0.00	0.00	0.00	0.00	0.00	0.00	0.00	0.00	0.00	0.00	0.00	0.00	0.00	3,600.00	0%

2017 CASH FLOW - YEAR TO DATE

East County Fire & Rescue

MCAAG #: 1060

January To March

Time: 10:40:47 Date: 04/14/2017

Page: 5

001 General Fund	January	February	March	April	May	June	July	August	September	October	November	December	Total	Budgeted Amt	%	
522 60 48 918 S93	0.00	0.00	0.00	0.00	0.00	0.00	0.00	0.00	0.00	0.00	0.00	0.00	0.00	0.00	1,800.00	0%
522 60 48 919 T91	0.00	0.00	0.00	0.00	0.00	0.00	0.00	0.00	0.00	0.00	0.00	0.00	0.00	0.00	2,250.00	0%
220 Supplies & Services	141.19	1,679.24	2,593.27	0.00	0.00	0.00	0.00	0.00	0.00	0.00	0.00	0.00	4,413.70	45,000.00	10%	
589 99 99 000 Payroll Clearing	-4,329.68	-12,674.94	-14,334.88	0.00	0.00	0.00	0.00	0.00	0.00	0.00	0.00	0.00	-31,339.50	0.00	0%	
580 Non Expenditures	-4,329.68	-12,674.94	-14,334.88	0.00	0.00	0.00	0.00	0.00	0.00	0.00	0.00	0.00	-31,339.50	0.00	0%	
597 22 55 001 Transfer for Debt	0.00	0.00	0.00	0.00	0.00	0.00	0.00	0.00	0.00	0.00	0.00	0.00	0.00	243,620.00	0%	
597 Interfund Transfers	0.00	0.00	0.00	0.00	0.00	0.00	0.00	0.00	0.00	0.00	0.00	0.00	0.00	243,620.00	0%	
594 22 60 000 Capital Purchase	2,500.00	0.00	0.00	0.00	0.00	0.00	0.00	0.00	0.00	0.00	0.00	0.00	2,500.00	4,600.00	54%	
594 22 61 000 Computer Equip	0.00	0.00	1,432.09	0.00	0.00	0.00	0.00	0.00	0.00	0.00	0.00	0.00	1,432.09	5,500.00	26%	
594 22 62 000 Offsets Over Est.	0.00	0.00	0.00	0.00	0.00	0.00	0.00	0.00	0.00	0.00	0.00	0.00	0.00	50,000.00	0%	
594 22 63 000 Offsets Est. Mob	0.00	0.00	0.00	0.00	0.00	0.00	0.00	0.00	0.00	0.00	0.00	0.00	0.00	5,000.00	0%	
594 Capital Expenditures	2,500.00	0.00	1,432.09	0.00	0.00	0.00	0.00	0.00	0.00	0.00	0.00	0.00	3,932.09	65,100.00	6%	
522 50 30 000 Grounds & Park	0.00	0.00	204.63	0.00	0.00	0.00	0.00	0.00	0.00	0.00	0.00	0.00	204.63	4,000.00	5%	
522 50 40 000 Bldg Repair & M	1,376.54	1,617.84	3,374.22	0.00	0.00	0.00	0.00	0.00	0.00	0.00	0.00	0.00	6,368.60	30,700.00	21%	
220 Supplies & Services	1,376.54	1,617.84	3,578.85	0.00	0.00	0.00	0.00	0.00	0.00	0.00	0.00	0.00	6,573.23	34,700.00	19%	
522 50 41 091 Monitoring (St 9	108.00	0.00	0.00	0.00	0.00	0.00	0.00	0.00	0.00	0.00	0.00	0.00	108.00	540.00	20%	
522 50 42 091 Comcast Tel/Inte	0.00	307.57	307.20	0.00	0.00	0.00	0.00	0.00	0.00	0.00	0.00	0.00	614.77	4,000.00	15%	
522 50 43 091 Electrical Service	628.72	556.47	511.30	0.00	0.00	0.00	0.00	0.00	0.00	0.00	0.00	0.00	1,696.49	7,000.00	24%	
522 50 44 091 Garbage (St 91)	0.00	218.58	108.65	0.00	0.00	0.00	0.00	0.00	0.00	0.00	0.00	0.00	327.23	1,400.00	23%	
522 50 45 091 Gas (St 91)	1,159.97	0.00	1,152.42	0.00	0.00	0.00	0.00	0.00	0.00	0.00	0.00	0.00	2,312.39	3,500.00	66%	
522 50 46 091 Water & Sewer (214.17	0.00	282.96	0.00	0.00	0.00	0.00	0.00	0.00	0.00	0.00	0.00	497.13	1,000.00	50%	
691 Station 91	2,110.86	1,082.62	2,362.53	0.00	0.00	0.00	0.00	0.00	0.00	0.00	0.00	0.00	5,556.01	17,440.00	32%	
522 50 43 092 Electrical & Heat	0.00	0.00	206.13	0.00	0.00	0.00	0.00	0.00	0.00	0.00	0.00	0.00	206.13	1,000.00	21%	
692 Station 92	0.00	0.00	206.13	0.00	0.00	0.00	0.00	0.00	0.00	0.00	0.00	0.00	206.13	1,000.00	21%	
522 50 41 093 Monitoring (St 9	0.00	0.00	95.33	0.00	0.00	0.00	0.00	0.00	0.00	0.00	0.00	0.00	95.33	400.00	24%	
522 50 42 093 Comcast Tel/Inte	0.00	144.94	144.85	0.00	0.00	0.00	0.00	0.00	0.00	0.00	0.00	0.00	289.79	1,700.00	17%	
522 50 43 093 Electrical & Hig	354.00	1,023.40	804.32	0.00	0.00	0.00	0.00	0.00	0.00	0.00	0.00	0.00	2,181.72	5,000.00	44%	
522 50 44 093 Garbage (St 93)	0.00	0.00	28.03	0.00	0.00	0.00	0.00	0.00	0.00	0.00	0.00	0.00	28.03	150.00	19%	
693 Station 93	354.00	1,168.34	1,072.53	0.00	0.00	0.00	0.00	0.00	0.00	0.00	0.00	0.00	2,594.87	7,250.00	36%	
522 50 41 094 Monitoring (St 9	158.85	0.00	0.00	0.00	0.00	0.00	0.00	0.00	0.00	0.00	0.00	0.00	158.85	635.00	25%	
522 50 42 094 Comcast Tel/Inte	0.00	217.73	217.58	0.00	0.00	0.00	0.00	0.00	0.00	0.00	0.00	0.00	435.31	2,500.00	17%	
522 50 43 094 Electric & Heatr	699.77	1,334.52	957.45	0.00	0.00	0.00	0.00	0.00	0.00	0.00	0.00	0.00	2,991.74	5,500.00	54%	
522 50 44 094 Garbage (St 94)	0.00	114.75	75.37	0.00	0.00	0.00	0.00	0.00	0.00	0.00	0.00	0.00	190.12	650.00	29%	

2017 CASH FLOW - YEAR TO DATE

001 General Fund	January	February	March	April	May	June	July	August	September	October	November	December	Total	Budgeted Amt	%
694 Station 94	858.62	1,667.00	1,250.40	0.00	0.00	0.00	0.00	0.00	0.00	0.00	0.00	0.00	3,776.02	9,285.00	41%
522 50 41 095 Monitoring (St 9	0.00	0.00	0.00	0.00	0.00	0.00	0.00	0.00	0.00	0.00	0.00	0.00	0.00	540.00	0%
522 50 42 095 Telephone (St 95	0.00	74.89	74.84	0.00	0.00	0.00	0.00	0.00	0.00	0.00	0.00	0.00	149.73	900.00	17%
522 50 43 095 Electrical & Heat	0.00	0.00	374.67	0.00	0.00	0.00	0.00	0.00	0.00	0.00	0.00	0.00	374.67	1,500.00	25%
522 50 45 095 Gas (St 95)	0.00	101.05	359.64	0.00	0.00	0.00	0.00	0.00	0.00	0.00	0.00	0.00	460.69	1,000.00	46%
522 50 46 095 Water & Sewer (0.00	334.46	0.00	0.00	0.00	0.00	0.00	0.00	0.00	0.00	0.00	0.00	334.46	1,500.00	22%
695 Station 95	0.00	510.40	809.15	0.00	0.00	0.00	0.00	0.00	0.00	0.00	0.00	0.00	1,319.55	5,440.00	24%
FUND EXPENDITURES:	116,598.07	103,706.59	125,823.82	0.00	0.00	0.00	0.00	0.00	0.00	0.00	0.00	0.00	346,128.48	2,199,351.00	16%
FUND GAIN/LOSS:	-105,996.39	-63,807.07	72,788.59	0.00	0.00	0.00	0.00	0.00	0.00	0.00	0.00	0.00	-97,014.87		
FUND NET POSITION:	-105,996.39	-169,803.46	-97,014.87	-97,014.87	-97,014.87	-97,014.87	-97,014.87	-97,014.87	-97,014.87	-97,014.87	-97,014.87	-97,014.87			

AC Jacobs Report

4-18-2017.

March EST training was finishing the move from App. 912 to App. 1019.

April ACC/EOC training was 4-11-17..

April EST training will be 4-24-17 Sta. 93 7 PM.

May ACC/EOC training 5-9-17 Sta. 91 7 PM.

Safety Report

Safety Committee meeting was held 3-28-17

Next safety committee meeting, 5-30-17 location TBD
7:30 PM

No reported injuries/incidents since the last board meeting



East County Fire & Rescue

600 NE 267th Avenue Camas, WA 98607

Phone: 360.834.4908

Fax: 360.834.5454

April 18, 2017

Final results for East County Fire & Rescue's Part-Time Firefighter testing process is listed below.

This list was approved by the Board of Commissioners at their regular Board Meeting on Tuesday, April 18, 2017 at 1900 hours, Station 91.

The list will be valid for 12 months from the date of approval unless extended by the Board of Commissioners.

Chase Christopher


Ryan Grable

Nolan Charles

Reece Bonenfant

Shelby DeLong

Prevent, Protect & Serve



Advertisement

1996 Ford F350 Regular Cab Pricing Report



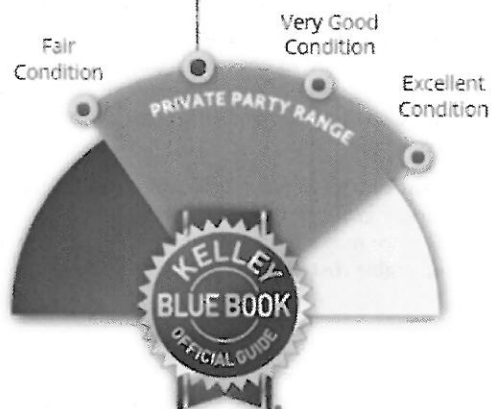
Style: Long Bed
Mileage: 26,000

Vehicle Highlights

- Fuel Economy: N/A
- Max Seating: 3
- Doors: 2
- Engine: V8, 460/7.5 Liter
- Drivetrain: 4WD
- Transmission: Automatic
- EPA Class: Standard Pickup Trucks
- Body Style: Pickup
- Country of Origin: United States
- Country of Assembly: United States

Sell To Private Party

Private Party Value (Good Condition)
\$11,103



Private Party Values valid for your area through 04/06/2017
Good Condition

Your Configured Options

Our pre-selected options, based on typical equipment for this car.

✓ Options that you added while configuring this car.

Engine

✓ V8, 460/7.5 Liter

Transmission

Automatic

Drivetrain

4WD

Accessory Packages

✓ XL

Braking and Traction

ABS (4-Wheel)

Steering

Power Steering

Entertainment and Instrumentation

AM/FM Stereo

Exterior

- ✓ Winch
- Optional Fuel Tank
- ✓ Utility

Cargo and Towing

✓ Towing Pkg

Wheels and Tires

✓ Dual Rear Wheels

Exterior Color


✓ White

Glossary of Terms

Kelley Blue Book® Trade-in Value - This is the amount you can expect to receive when you trade in your car to a dealer. This value is determined based on the style, condition, mileage and options indicated.

Tip:

It's crucial to know your car's true condition when you sell it, so that you can price it appropriately. Consider having your mechanic give you an objective report.



NADAguides Price Report

4/5/2017

1996 Ford F350 Styleside XL

1 Ton Pickup 4WD 7.5L V8

Values

	Original MSRP	Low Retail	Average Retail	High Retail
Base Price	N/A	\$3,400	\$5,950	\$9,200
Options: <i>(change)</i>				
Work Truck Package		(\$200)	(\$325)	(\$450)
TOTAL PRICE:	N/A	\$3,200	\$5,625	\$8,750

Value Explanations

Prices shown are retail consumer values and to be considered as selling prices. Trade-in values are to be determined by local dealers and are generally lower than values shown.

Original MSRP

Manufacturer Suggested Retail Price

Low Retail Value

This vehicle would be in mechanically functional condition, needing only minor reconditioning. The exterior paint, trim and interior would show normal wear, needing only minor reconditioning. May also be a deteriorated restoration or a very poor amateur restoration. Mostly usable "as-is". This column does **not** represent a "parts car".

Note: Some of the vehicles in this publication could be considered "Daily Drivers" and are not valued as a classic vehicle. When determining a value for a daily driver, it is recommended that the subscriber use the low retail value.

Average Retail Value

This vehicle would be in good condition overall. It could be an older restoration or a well-maintained original vehicle. Completely operable. The exterior paint, trim and mechanics are presentable and serviceable inside and out. A "20-footer".

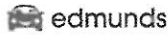
High Retail Value

This vehicle would be in excellent condition overall. It could be a completely restored or an extremely well-maintained original vehicle showing very minimal wear. The exterior paint, trim and mechanics are not in need of reconditioning. The interior would be in excellent condition. Some vehicles may be considered "matching numbers" vehicles.

Note: This column does **not** represent a "100 Point" or "# 1" vehicle*.

* A "100 Point" or "# 1" vehicle is not driven. It would generally be in a museum or transported in an enclosed trailer to concours judging and car shows. This type of car would be stored in a climate regulated facility.

© Copyright 2017 National Appraisal Guides, Inc., all rights reserved. National Appraisal Guides, Inc. is a strategic ally of J.D. Power and Associates. © J.D. Power and Associates 2017, all rights reserved.



RESEARCH

Home / Used Cars / Ford / F-350 / 1996 F-350 / Prices with Options / Prices with Options Results

Share this page

1996 Ford F-350 - What Your Car is Worth

Use Edmunds.com to accurately appraise your used car.

Zip Code & Style

Colors & Options

Condition & Mileage

True Market Value®



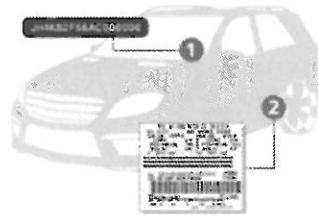
1 of 2

View larger

Current Pricing

	Rough	Average	Clean	Outstanding
TRADE-IN	\$1,692	\$1,818	\$2,122	\$2,122
PRIVATE PARTY	\$2,105	\$2,343	\$2,913	\$2,913

Where can I find my VIN?



edmunds | MyAppraise

Skip the Hassle, Sell Smarter

- Dealers compete for your vehicle by sending offers by e-mail or text
- Easier and safer than selling your car to private buyers
- Absolutely no obligation to sell or buy

Enter Your VIN

e.g. 2FMDK3KCXBBB1147

Get Started

1996 Ford F-350

XL 2dr Truck

TMV® Pricing Details

	Trade-In	Private Party	Dealer Retail
National Base Price	\$795	\$1,508	\$2,696
Optional Equipment	\$39	\$84	\$163
Cloth Seating	\$1	\$3	\$6
7.5L V8 OHV 16V FI Engine	\$9	\$19	\$36
4-Speed Automatic Transmission	\$22	\$48	\$93
Camper/Towing Package	\$7	\$14	\$28
Color Adjustment - Oxford White	\$0	\$0	\$0
Regional Adjustment - for Zip Code 98607	\$37	\$70	\$124
Mileage Adjustment - 26,000 miles	\$1,251	\$1,251	\$1,251
Condition Adjustment - Clean	\$0	\$0	\$0
Total	\$2,122	\$2,913	\$4,234

Buying a Certified Used Vehicle

Certified Used Price

Dealer Retail

Vehicle not eligible for certification.

ADVERTISEMENT
SPONSORED CONTENT

Suburban Ford
37000 Hwy 26.
Sandy, OR 97055

NEW 2017 Ford Focus
List Price: **\$21,499**

Visit Dealer's Website

New Car Buying Guides

See which cars and trucks our editors

recommend

SUV

Sedan

Truck

Convertible

Minivan

Hybrid/Electric

All Buying Guides

ADVERTISEMENT

Rate This Page

Landmark Ford Lincoln

12000 SW 66th Ave.
Tigard, OR 97223



NEW 2017 Ford Escape

List Price: **\$29,375**

Visit Dealer's Website

23

SPONSORED CONTENT



SPONSORED BY CREST HOTELS


Stay twice, earn a FREE night.

Learn More



19220 State Route 2 | Monroe, WA 98272
360-863-3318

[Home](#) [Inventory](#) [Car Finder](#) [Specials](#) [Directions](#) [Contact Us](#)

print brochure 

The Lot of Monroe, WA
Quality local vehicles! Get the interest rate you deserve with no dealer markup on financing!

1996 Ford F-350 Super Duty XL 2dr 4x4

[Return to Inventory](#)



\$7,600	
Vin:	Click Here for VIN
Mileage:	203,265 Miles
Stock #:	
Exterior:	White
Engine:	7.3 Powerstroke
Interior:	Gray
Transmission:	Manual
Trim/Package:	XL 2dr 4x4
Fuel Type:	Diesel
MPG City/Hwy:	N/A

Contact us about this car:

First Name: *

Last Name: *

City:

State:



Phone:

E-mail: *

Comments:

Subscribe to The Lot inventory alert emails.
Daily

Please type the words below in the box below and click Send Comments to contact us about this vehicle.

Type the text

[Privacy & Terms](#)

* denotes required field





Vehicle Description

This thing is a BEAST! Runs and drives great!

Vehicle Options

- 4x4 Off-Road Package
- 6-Speed Manual Transmission

Loan Payment Estimator		
Amount	Cash/Trade	Interest Rate
\$7,600	\$0	12.99%

Join Dealer Inventory Alert Email List

Join our email list and be notified each time we add a new vehicle!

1995 Ford F-350 - \$5,646

Dealer's Price: **\$5,646**
Mileage: 138,727 miles
Transmission: Automatic
Exterior Color: ---
Interior Color: ---
VIN: 2FDKF37G0SCA09316
Stock #: 8986
Major Options: Tow Package

No Deal Rating
Dealer's Price: \$5,646



CarGurus Market Comparison

Comparable listings

Market Price Analysis

Use a QR code scanner app on your phone to view more details online:



— Fair Price
★ This Listing

CarGurus is a leading automotive research and shopping destination. Our free search tool provides guidance on the best deals available in your local area. CarGurus's Instant Market Value is based on the unbiased analysis of over 6 million current and recently sold car listings.

Price

Mileage

More details at <https://cargur.us/g8mC9>

1997 Ford F-350 - \$3,988

Dealer's Price: **\$3,988**
 Mileage: ---
 Transmission: Automatic
 Exterior Color: White
 Interior Color: ---
 VIN: 1FDHF35F6VEB48840
 Stock #: 664

No Deal Rating
 Dealer's Price: \$3,988



CarGurus Market Comparison

Comparable listings

Market Price Analysis

Use a QR code scanner app on your phone to view more details online:



— Fair Price
 ★ This Listing

CarGurus is a leading automotive research and shopping destination. Our free search tool provides guidance on the best deals available in your local area. CarGurus's Instant Market Value is based on the unbiased analysis of over 6 million current and recently sold car listings.

Price

Mileage

More details at <https://cargur.us/g8mFb>